


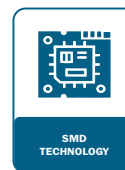

SINGLE PHASE SUBMERSIBLE STARTER



0.25 HP
TO 3 HP

Ordering Information :

Model No.	SPM OLR PANEL
Load Capacity	0.5 HP to 3 HP
Input Supply	230 VAC, 50 Hz, $\pm 10\%$
Over Load Ampere	1 AMP. to 25 AMP.



PROTECTION

Over & Load

Dry Run

High & Low Voltage

FEATURES

Delay OFF

Dry Reset Timer

- » Secure Motor From Getting Damage Due to Voltage Fluctuation and Over Load & Dry Run.
- » Display For Current & Voltage More Accurate Than That Of An Analog Meter